


Grow Bag Gardening: The Ultimate Guide to Growing Vegetables, Fruits, and Flowers in Grow Bags



Grow Bag Gardening by Lily Woods

★★★★☆ 4.2 out of 5

Language : English

File size : 4748 KB

Text-to-Speech : Enabled

Screen Reader : Supported

Enhanced typesetting : Enabled

Print length : 204 pages

Lending : Enabled



Grow bag gardening is a great way to grow vegetables, fruits, and flowers in small spaces. Grow bags are made of a durable fabric that allows water and air to pass through, but prevents roots from spreading. This makes them ideal for growing plants in containers or on patios and balconies.

Grow bags are also a good option for gardeners who want to extend their growing season. By placing grow bags in a sunny location, you can start seeds earlier than you would be able to plant them in the ground. You can also move grow bags indoors during the winter months to protect your plants from frost.

There are many different types of grow bags available. Some grow bags are made of a single layer of fabric, while others are made of multiple

layers. The type of grow bag you choose will depend on the size of your plants and the climate in which you live.

If you are new to grow bag gardening, Lily Woods' book, *Grow Bag Gardening*, is a great resource. This book provides detailed instructions on how to choose the right grow bags, prepare your soil, and care for your plants.

Benefits of Grow Bag Gardening

- Grow bags are portable, so you can move them around to find the best sunlight.
- Grow bags are easy to set up and maintain.
- Grow bags are a good option for gardeners with limited space.
- Grow bags can help you extend your growing season.
- Grow bags are a good way to improve drainage and aeration for your plants.

How to Choose the Right Grow Bags

When choosing grow bags, there are a few things to keep in mind:

- **The size of your plants:** The size of your plants will determine the size of the grow bags you need. For small plants, you can use grow bags that are 12 inches in diameter. For larger plants, you will need grow bags that are at least 18 inches in diameter.
- **The climate in which you live:** The climate in which you live will determine the type of grow bags you need. If you live in a warm climate, you can use grow bags that are made of a single layer of

fabric. If you live in a cold climate, you will need grow bags that are made of multiple layers of fabric.

- The type of plants you are growing: The type of plants you are growing will also determine the type of grow bags you need. If you are growing vegetables, you will need grow bags that have good drainage. If you are growing flowers, you will need grow bags that have a good amount of aeration.

How to Prepare Your Soil

Before you plant your plants in grow bags, you need to prepare your soil. The best way to prepare your soil is to mix it with a good quality potting mix. You can also add compost or manure to your soil to improve the drainage and aeration.

How to Care for Your Plants


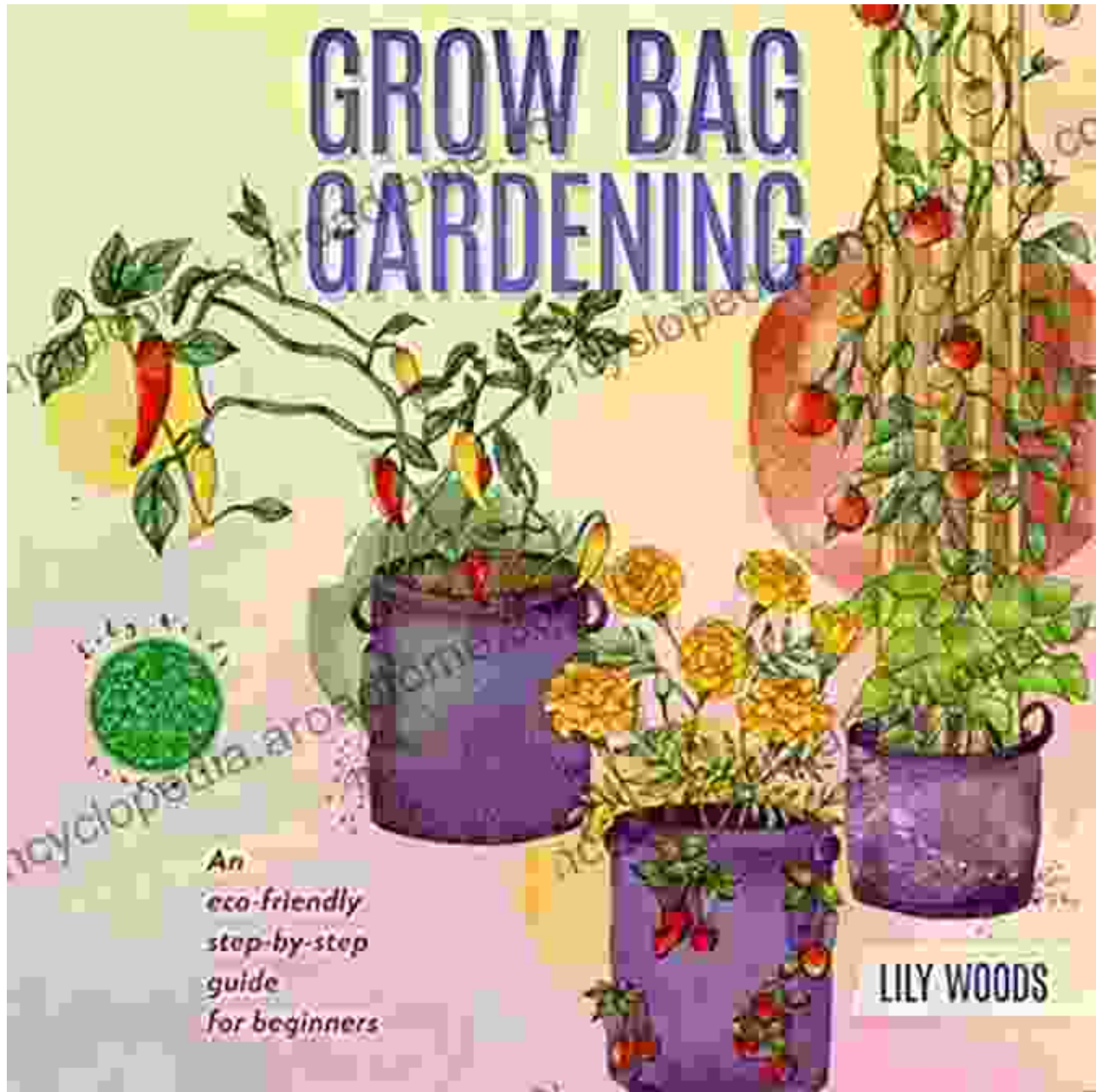
Once you have planted your plants in grow bags, you need to care for them properly. Here are a few tips for caring for your plants:

- Water your plants regularly: The amount of water you need to give your plants will depend on the type of plants you are growing and the climate in which you live. In general, you should water your plants when the soil feels dry to the touch.
- Fertilize your plants regularly: The type of fertilizer you need to use will depend on the type of plants you are growing. In general, you should fertilize your plants every few weeks.
- Protect your plants from pests and diseases: Pests and diseases can damage your plants. To protect your plants, you should inspect them

regularly for signs of pests and diseases. If you find any pests or diseases, you should treat them immediately.

Grow bag gardening is a great way to grow vegetables, fruits, and flowers in small spaces. Grow bags are portable, easy to set up and maintain, and they can help you extend your growing season. By following the tips in this article, you can grow beautiful and healthy plants in grow bags.

Free Download your copy of [Grow Bag Gardening Lily Woods](#) today!



Grow Bag Gardening by Lily Woods

★★★★☆ 4.2 out of 5

Language : English

File size : 4748 KB

Text-to-Speech : Enabled

Screen Reader : Supported

Enhanced typesetting : Enabled

Print length : 204 pages

Lending : Enabled

FREE

DOWNLOAD E-BOOK



Break Free from the Obesity Pattern: A Revolutionary Approach with Systemic Constellation Work

Obesity is a global pandemic affecting millions worldwide. While traditional approaches focus on dieting and exercise, these often fall short in addressing the underlying...



Robot World Cup XXIII: The Ultimate Guide to Advanced Robotics Research and Innovation

The Robot World Cup XXIII: Lecture Notes in Computer Science 11531 is a comprehensive guide to the latest advancements in robotics research and innovation. This prestigious...